


## How to Adjust the ICM Differential TDR Probe A0134332




The ICM Differential TDR Probe can be adjusted over the range 0.100" – 0.500"



An Adjustment screw on each side can be used to set the distance between the RF-pins. The spring loaded Ground pins can be positioned using different ground pin location holes.




The Adjustment screws can be locked in place by two setscrews.



The individual TDR probes are attached to a flat spring using two screws. Loosen the screws to rotate the individual probes and to bring the ground pins closer together or further apart from the RF-pins.



Both probes have been rotated as described above.



Both probes have been rotated as described above.



The ICM Differential TDR Probe, A0134332, shown with the optional clamp assembly A0130998.

## **Inter-Continental Microwave**

1515 Wyatt Drive, Santa Clara, CA 95054-1586

Tel: (408) 727-1596, Fax: (408) 727-0105,

E-mail: [sales@icmicrowave.com](mailto:sales@icmicrowave.com), website: [www.icmicrowave.com](http://www.icmicrowave.com)